

## **Priests and Catholic Population Growth**

### **1900 - 1950**

- Catholic population increased by 165 percent
- Total priests increased by 266 percent

### **1950 - 2000**

- Catholic population increased by 107 percent
- Total priests increased by 6 percent

### **1978 - 2005**

- Catholic population increased by 29 percent
- Total priests decreased by 26 percent

*Source: The Official Catholic Directory, respective years*

## Catholics, Priest, and Parishes: John Paul II Years

	Priests	Catholics	Parishes	Catholics per Priest	Catholics per Parish
<b>1978</b>	58,430	49,602,035	18,695	849	2,653
<b>2004</b>	43,304	64,282,309	19,026	1,484	3,379

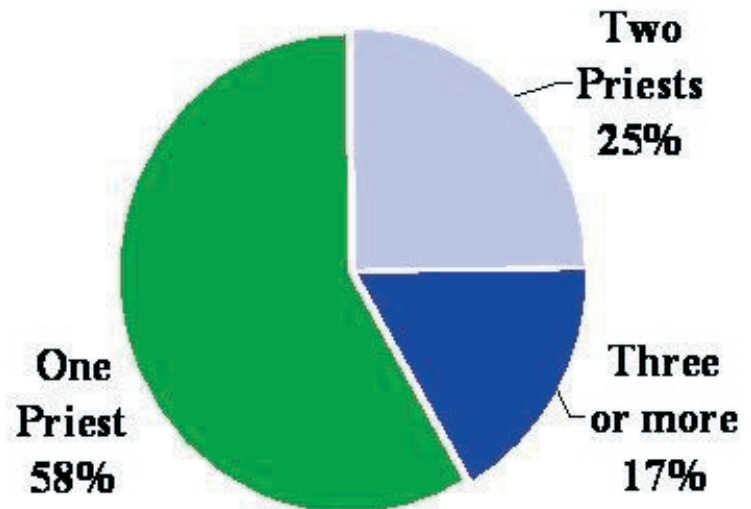
*These numbers include all Catholics and all priests in the United States:  
active, retired, diocesan, and religious.*

Source: The Official Catholic Directory, 1979, 2004

## Priest Staffing in Parishes

- 83 percent of parishes have a resident priest pastor
- 17 percent of parishes have no resident priest pastor

**Parishes with a Resident Priest Pastor**



*Source: CARA National Parish Inventory, 2000*

## Priests in the United States: 2004

**8,322 Retired  
Diocesan Priests**

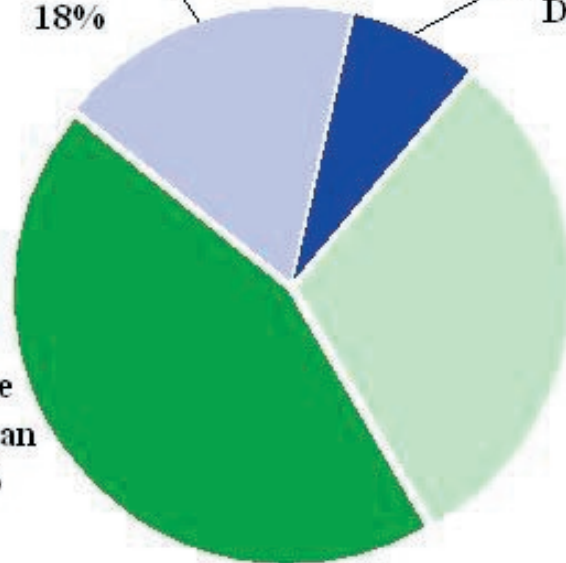
Retired  
Diocesan  
18%

Priests  
from Other  
Dioceses  
8%

Active  
Diocesan  
43%

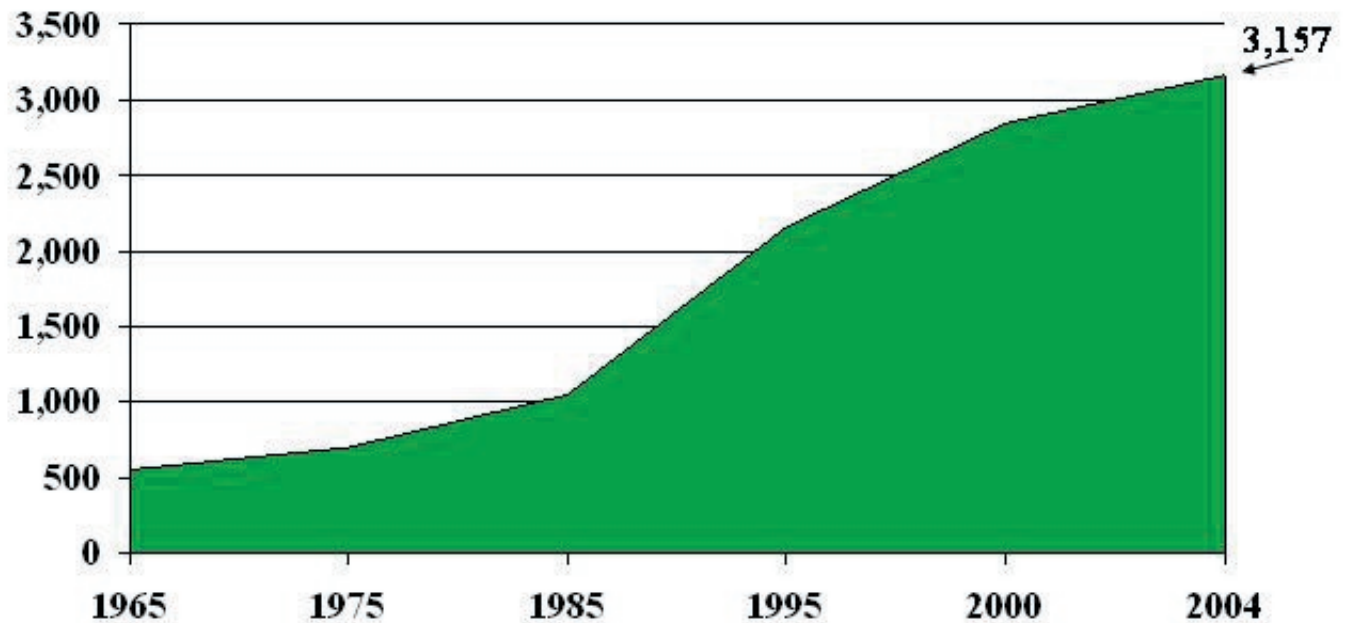
Religious  
31%

**24,159 Active  
Diocesan Priests**



Source: The Official Catholic Directory 2004

## Parishes With No Resident Priest



Source: The Official Catholic Directory, *respective years*